

## CS 9300 / CS 9300 Select

Available in two configurations, the CS 9300 offers a choice for every practice, depending on their needs and budget. Use the chart below to understand the features and capabilities of each configuration and to recommend which one is right for your customers:

Features & Specifications	CS 9300 Select	CS 9300
Software	Free imaging software with unlimited user licenses	Free imaging software with unlimited user licenses
Panoramic	Variable focal trough 2D panoramic image	Variable focal trough 2D panoramic image
Cephalometric	Optional	Optional
3D Imaging	✓	✓
3D Field of View size	<ul style="list-style-type: none"> <li>• Focused-field (5 x 5 cm)</li> <li>• Single jaw (10 x 5 cm)</li> <li>• Dual jaw (8 x 8 cm)</li> <li>• Single TMJ (8 x 8 cm)</li> <li>• Double jaw (10 x 10 cm)</li> </ul>	<ul style="list-style-type: none"> <li>• Focused-field (5 x 5 cm)</li> <li>• Single jaw (10 x 5 cm)</li> <li>• Dual jaw (8 x 8 cm)</li> <li>• Single TMJ (8 x 8 cm)</li> <li>• Dual jaw (10 x 10 cm)</li> <li>• Double TMJ (17 x 6 cm)</li> <li>• Sinus (17 x 11 cm)</li> <li>• Maxillofacial (17 x 13.5 cm)</li> </ul>
Voxel size (µm)	90 to 300	90 to 500
Upgradeable to Premium Configuration	No	-
Specialties and Applications	<ul style="list-style-type: none"> <li>• Endodontics</li> <li>• Orthodontics</li> <li>• Periodontics</li> <li>• Prosthodontics</li> <li>• Dental exams</li> <li>• Implant planning (including surgical guides creation)</li> <li>• Impactions</li> <li>• TMJ analyses</li> <li>• Pathology</li> <li>• Routine 2D panoramic exams</li> </ul>	<ul style="list-style-type: none"> <li>• Endodontics</li> <li>• Orthognathics</li> <li>• Periodontics</li> <li>• Prosthodontics</li> <li>• Dental exams</li> <li>• Implant planning (including surgical guide creation)</li> <li>• Oral and maxillofacial surgery</li> <li>• Impactions</li> <li>• TMJ analyses</li> <li>• Sinus exams</li> <li>• Trauma cases</li> <li>• Pathology</li> <li>• Routine 2D panoramic exams</li> </ul>

# Configuration Sheet

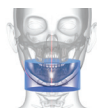
### CS 9300 Select



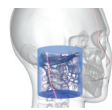
5 x 5 cm



8 x 8 cm



10 x 5 cm



8 x 8 cm (TMJ)

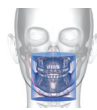


10 x 10 cm

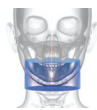
### CS 9300



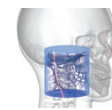
5 x 5 cm



8 x 8 cm



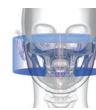
10 x 5 cm



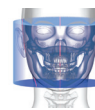
8 x 8 cm (TMJ)



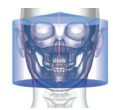
10 x 10 cm



17 x 6 cm



17 x 11 cm (Sinus)



17 x 13.5 cm