



Precision

Reliability

Ergonomic design

Intuitive

Easy installation



Owandy Radiology is an internationally-recognized manufacturer of dental radiology systems and developer of imaging software. **Owandy Radiology** was involved with digital x-ray from its early beginnings, this is

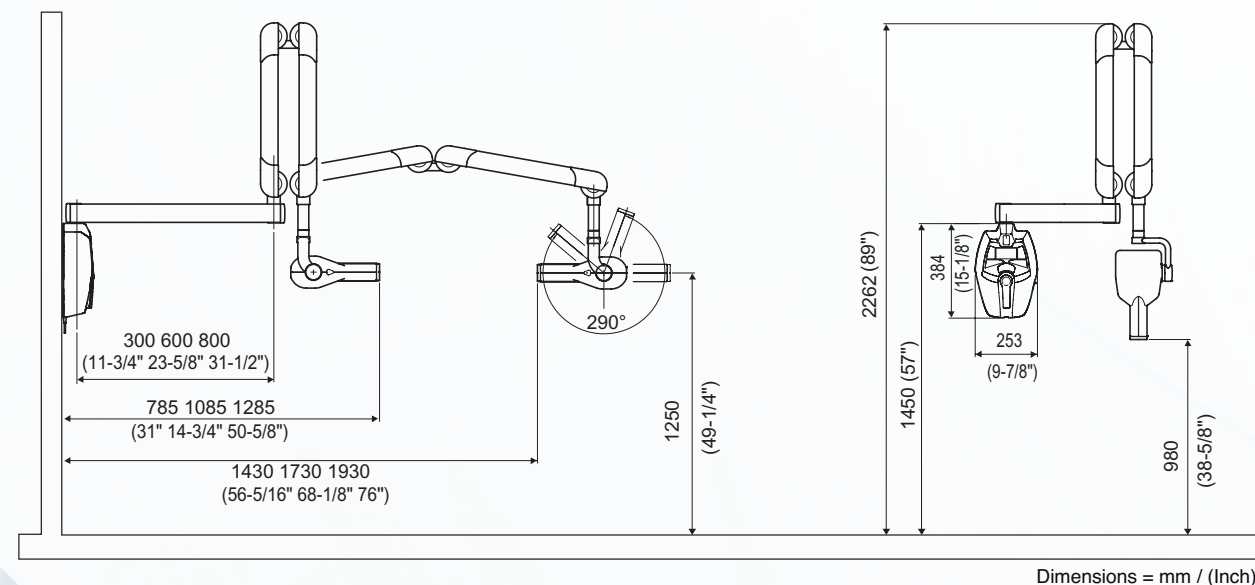
to say, more than 20 years ago. Today, **Owandy Radiology** has established itself as a significant industry player bringing innovative digital imaging solutions to the market in more than 50 countries worldwide. In order to continuously

provide efficient products and service to dental professionals, **Owandy Radiology's** research and development teams work daily with practitioners to better serve their evolving needs.


TECHNICAL SPECIFICATIONS:

Standards: Class 1 type B (EN 60601-1)
Power supply: 110/220V to 50/60 Hz
HF generator: Variable potential of 60, 65 or 70 kV, 6mA
Focal spot size: 0.4mm (IEC 336)
Exposure times: from 0.01s to 2.00s (in 36 steps)
LCD screen: 84 x 45mm
Microprocessor-controlled timer:
Tooth type setting
Patient anatomy setting

Pre-programmed exposure time tables:
D, E and F type films
Digital systems: CCD and CMOS sensors, imaging plates
Configurable timetable
Focal spot to skin distance: 20cm
Circular collimator: 55mm diameter
Extension arm: 30, 60 and 80cm
Options:
Remote timer (cable up to 20m)
Mobile cart
Wireless trigger kit
Long cone
Rectangular collimator: 35x45mm, 25x35mm, 20x30mm



RCS Meaux 453 054 298 - 10/2014 - OW-RX - US - B-EST Communication



Owandy Radiology Inc.
91 Willenbrock Road B-1
Oxford, CT 06478
Tel: +1 323 372 3000
Email: sales@owandyus.com
support@owandyus.com
www.owandy.com

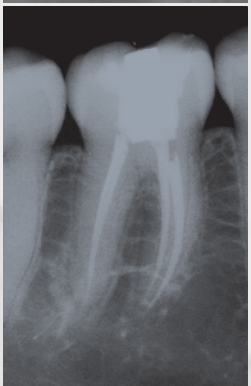
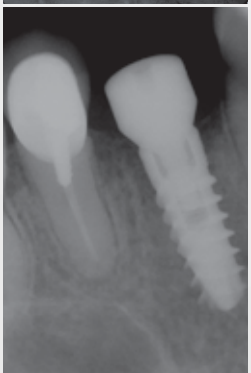


SOFTWARE
DIGITAL SENSORS
2D - 3D PANORAMICS
INTRAORAL RADIOLOGY
CAMERAS



Owandy-RX
PRECISION AND SIMPLICITY
Intraoral X-ray system

Technology at its simplest



Precision

Equipped with High Frequency technology and a 0.4mm focal spot, the Owandy-RX ensures consistent exposure parameters and high quality X-ray emissions.

Microprocessor control of the timer guarantees exposure times are accurate to 1/100th of a second. HF technology ensures patient safety by a significant reduction in X-ray doses and elimination of harmful soft X-rays. Both exposure time and delivered dose are clearly displayed on the screen.

The Owandy-RX is compatible with the various types of sensors on the market (films, digital sensors, imaging plate systems).



Reliability

Designed to withstand all sorts of stress, the Owandy-RX arm is well-balanced, manoeuvrable, flexible and robust. It's equipped with a stabilising system: there are no unwanted movements or vibrations, providing a truly comfortable experience for both the practitioner and the patient. Furthermore, the Owandy-RX has built-in automatic exposure time compensation in the event of any power fluctuations.



Ergonomic design

The Owandy-RX is user-friendly and easy to handle due to its ergonomic design. Modern and compact, the Owandy-RX will enhance your surgery and integrate harmoniously. The handle on the generator enables the generator head to be positioned effortlessly.



Intuitive and user-friendly

The Owandy-RX is a user-friendly tool for the entire health care team. Operating the timer is spontaneous and requires no training. Controls are simple: only 3 very intuitive buttons are required for all settings.

The first defines the type of tooth selected, the second calibrates the X-ray dosage according to the patient's build and the third selects the sensor (film or digital). Equipped with a 3.7" LCD screen, the Owandy-RX has a simple and intuitive user interface. The display may be personalised according to the language used. In response to energy saving concerns, the generator has an integrated Sleep mode function in case of prolonged inactivity. The Owandy-RX generator is equipped with a manual remote trigger or timer ensuring the practitioner's safety whilst performing the examination. X-ray emissions are controlled safely and remotely with the «wireless trigger» option and no more cables obstruct the work top allowing you to move freely.



Easy installation

Re-thinking the installation of a radiology system led to the Owandy-RX, designed for ease. The Owandy-RX is easy to install, whatever the layout of your surgery. Three arm lengths (short, standard and long) guarantee the best fit to your workstation. The wall fitting is compatible with the bore holes of the most popular models (universal mounting plate). Installation is greatly simplified with the wireless option - no need to worry about cables!



Precision



Reliability



Ergonomic design



Intuitive



Easy installation

The Owandy-RX new generation: more intuitive in use, large LCD screen for optimum display and a «wireless trigger» option

Meeting your highest expectations...
Owandy-RX, the generator that combines precision, proven technology, simplicity and compatibility...